



## IMPROVING OUTCOMES

To support implementation of instructional and leadership practices that lead to improved outcomes for students with disabilities, the SISEP Center will...

Increase capacity of selected State Education Agencies (SEAs), Education Service Agencies (ESAs), Local Education Agencies (LEAs) and Charter Management Organizations (CMOs)

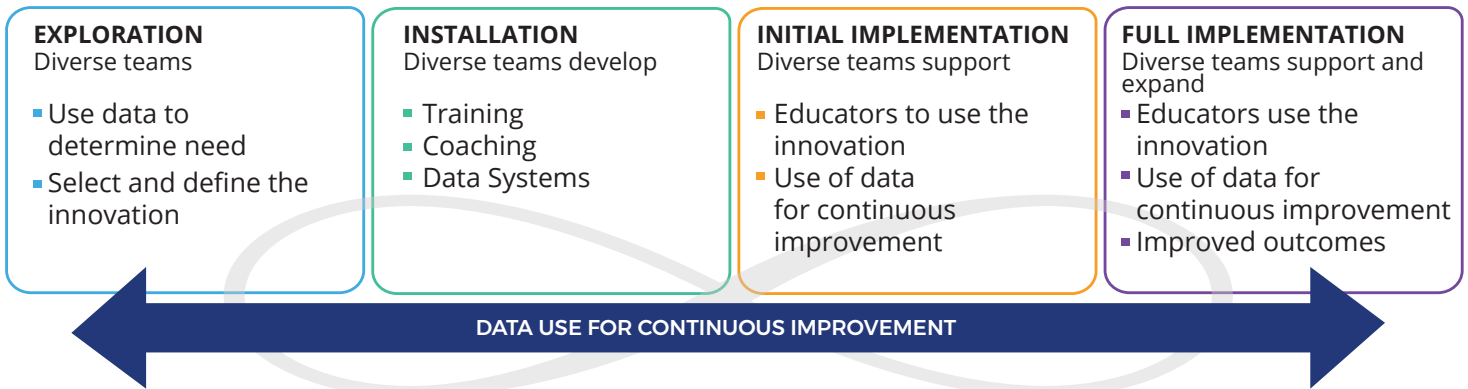
Increase knowledge, skills, and competencies of Local Education Agencies (LEAs), Superintendents and other Leaders

Increase capacity of OSEP (Office of Special Education Programs)- funded Technical Assistance (TA) Centers' systemic change efforts

Increase body of knowledge on developing an infrastructure

## HOW DO WE ACHIEVE OUR GOALS?

STAGE BASED APPROACH



### OUR ACHIEVEMENTS

## STATE INTENSIVE TA PARTICIPANTS



MINNESOTA

### Improved graduation rates for students who are being served under IDEA

See Document: [Minnesota Profile](#)

Minnesota increased its four-year graduation rates for American Indian and Black students with disabilities by **8.6%** in a six-year period. Their six-year graduation rates for American Indian and Black students with disabilities increased by **5.8%**.

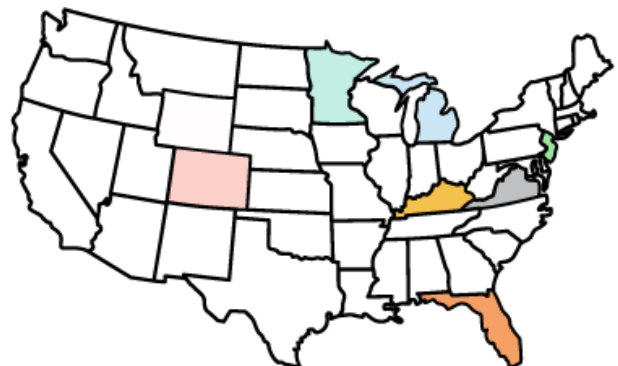


KENTUCKY

### Improved mathematic outcomes for students who are being served under IDEA

See Document: [Kentucky Profile](#)

Summative data from the two longest implementing KY State Systemic Improvement Plan Elementary Schools shows that students with disabilities had a reduced incidence of novice by **10.6 percentage points** within two years; the two longest implementing KY SSIP Middle Schools had a 14.7 percentage-point decline in SWD novice over a three-year period.



MICHIGAN

### Improved literacy and behavioral outcomes

See Document: [Michigan Profile](#)





COLORADO

### Significant changes in principal leadership behavior


See Document: [Colorado Profile](#)

### New State Partners 2020

 NEW JERSEY  
See Document: [New Jersey Profile](#)

 VIRGINIA  
See Document: [Virginia Profile](#)

### New State Partner 2021

 FLORIDA  
See Document: [Florida Profile](#)

## ENGAGING WITH PARTNERS- TARGETED ASSISTANCE

Presented **16** times for National Associations

Held **25** Learning Events with Education Department funded Technical Assistance Centers

Provided **57** targeted Technical Assistance events across **7** different State Educational Agencies

Developed **5** tools with Education Department funded Technical Assistance Centers

Facilitated **35** Technical Assistance learning events across **3** Institutes of Higher Education (IHEs)

Joined forces with ESEA funded Regional Comprehensive Centers **7, 5 & 2** supporting a total of **6** additional State Educational Agencies

## UNIVERSAL TECHNICAL ASSISTANCE

### ON [RESOURCES & TOOLS](#)

**4**  
WHITE PAPERS

**6**  
PEER REVIEW PAPERS

**8**  
BRIEFS

**3**  
BOOK CHAPTERS

### ON [ACTIVE IMPLEMENTATION HUB](#)

**25**  
MODULES

**34**  
IMPLEMENTATION SCIENCE FOR EDUCATORS PODCAST EPISODES

over **150**  
RESOURCES

Redesigned the AI Hub and created new modules for specific competencies of an Implementation Specialist



## AI HUB REACH 2022

**82,479**

WEBSITE USERS

**133,998**

WEBSITE SESSIONS\*

**426,253**

PAGE VIEWS

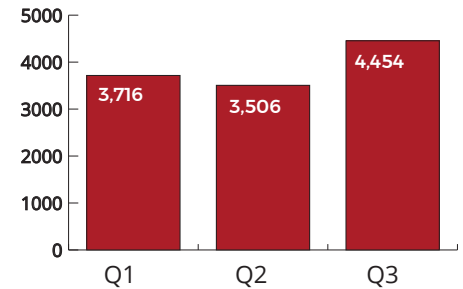
\*Website sessions refer to the period of time a user is active on website



### [SISEP Videos](#)

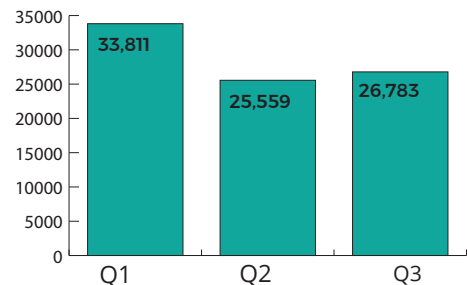
#### YOUTUBE CHANNEL STATS

Total YouTube views in 2022



### [Twitter @sisepcenter](#)

#### TWITTER IMPRESSIONS 2022



## 10-12

### [E-NOTES PUBLISHED ANNUALLY](#)

